


# SS Peter & Paul Parish School of Religion Newsletter



PSR Website – [www.spp.waterloo.il.us/psr.html](http://www.spp.waterloo.il.us/psr.html)  
PSR Coordinator – [anitatoh@htc.net](mailto:anitatoh@htc.net)

APRIL 2011

**“It is good to give thanks to the LORD, to sing praise to your name Most High.”**  
~ Psalm 92:2

## Upcoming Dates to Remember:

Apr 6	PSR Classes (Grades 1-6) Reconciliation Gr. 7-8 6:30p in church
Apr 9	<b>CONFIRMATION Retreat</b> Ruma Convent 8:30a-2p
Apr 10	Kindergarten & 1 <sup>st</sup> Grade Family Mass & Reception after 9a Mass
Apr 11	PSR Advisory Board Meeting – 6:30p
Apr 13	PSR Classes (Grades 7-8 @ church) Please drop off at 6:30p.
Apr 17	Youth Mass at 6p. Living Stations of the Cross at 7:30p
Apr 20	PSR Classes (Registration at Gibault)
Apr 21-23	Easter Triduum (Check bulletin for Mass times.)
<b>Apr 24</b>	<b>EASTER SUNDAY</b>
Apr 27	PSR Classes (Registration @ Gibault)
May 1	8 <sup>th</sup> Grade Family Mass & Confirmation Practice at 11a Mass

## **REGISTRATION** **FOR THE UPCOMING 2011-2012** **SCHOOL YEAR !**

In order to have adequate staff and keep our class sizes small for next year, we ask that you please help us plan accordingly by taking advantage of one of the registration dates listed below. All NEW students will need to bring a copy of their Baptismal Certificate to registration.

Wed., Apr. 13 - SPPS (6:30p - 7:45p)  
Wed., Apr. 20 - SPPS (6:30p- 7:45p)  
Wed., May 4 - Gibault (6:45p-8p)  
Wed., May 11 - Gibault (6:45p-8p)

We are pleased to share that the registration fees will again remain unchanged from last year:

1<sup>st</sup> Student - \$100  
2<sup>nd</sup> Student - \$ 50  
3<sup>rd</sup> Student - \$ 25  
Four or more - No charge

**PLEASE NOTE: Late Registration Penalty (after May 18<sup>th</sup>) is \$25 per family.**

## **ATTN 7<sup>th</sup> & 8<sup>th</sup> Grade Parents!**

The Gibault Campus will be closed the next two weeks for Lenten Activities at church. Please make sure that you drop your children off at CHURCH on April 6<sup>th</sup> & April 13<sup>th</sup> at 6:30p. Pick up will be at SPPS at 7:45p. Please note the location and time changes! Thank you!

## **CONFIRMATION RETREAT**

**Saturday, April 9, 2011 8:30a – 2p**

(Adorers of the Blood of Christ Convent  
#2 Pioneer Lane, Ruma, IL

**Please come comfortably dressed. Donuts with coffee and juice will be provided in the morning. A hot lunch will be offered at 11:30a. Please bring something to write with. I hope the day will be memorable for everyone!**

## ***PSR - Stations of the Cross***

On Wednesday, April 13<sup>th</sup> our PSR students will be attending the Stations of the Cross led by Deacon Doug in church from 6:30p-7p. **PARENTS ARE WELCOMED AND ENCOURAGED TO ATTEND!** 1<sup>st</sup> thru 6<sup>th</sup> Grade students should be dropped off at SPPS as usual and will be walked over with their class.

NOTE: 7<sup>th</sup> & 8<sup>th</sup> Grade students should be dropped off at church at 6:30p and pick up is at 7:45p. 7<sup>th</sup> Grade students should be picked up at SPPS. 8<sup>th</sup> Grade students should be picked up in church!


### **Are you being called as a PSR Catechist?**

There are no requirements for being a Catechist but to have a willing heart and to be available on Wednesday evenings for class. Training will be provided before classes begin. If you are interested or need more information about being a Catechist for the 2011-2012 PSR year, please contact Anita Toth at 939-3533 or [anitatoth@htc.net](mailto:anitatoth@htc.net). Thank you for your consideration! We really need your help to keep our class sizes small for our children!

Also, if you can't commit to being a full-time Catechist, please consider helping as a Catechist Substitute, Classroom Helper or Administrative Assistant. We need everyone's participation to keep this program running smoothly!

### **6<sup>th</sup>, 7<sup>th</sup> & 8<sup>th</sup> Graders – Do you still need a CONFIRMATION PROJECT???**

Drink and donut servers are needed to help at the last two Family Masses on April 10<sup>th</sup> and May 1<sup>st</sup>. Please contact Cheryl Doerr at [mcdoerr4@htc.net](mailto:mcdoerr4@htc.net). Only two or three people are needed so please respond asap if you are interested! Thanks!



### **“HAT NIGHT” Benefit**

Thank you to everyone who donated to the Hat Night Benefit this past month. Your generosity was astounding and in two weeks we collected \$763!!!

All proceeds will be given to the Angela Leifeld family as she struggles with ALS Disease and the Mark Mechler family whose home was lost to a fire a few months ago. May God bless you for your sacrifice and love for others in need! **THANK YOU!**

### **The “Easter Story” Cookies**

These cookies are to be made the evening before Easter. You will wake to find the cookies as hollow as the tomb on that first Easter morning. Each ingredient of the recipe represents a part of the Easter story and has a scripture to be read as it is added. It is a memorable experience for kids and adults to share.

#### Ingredients:

1 c. whole pecans  
1 tsp. vinegar  
3 egg whites  
1 c. sugar

#### Directions:

Preheat oven to 300 degrees. This is important! Don't wait until you're half done with the recipe! You will also need a zipper baggie, a wooden spoon, tape and a Bible.

Place pecans in a zipper baggie and let the children beat them with the wooden spoon to break into small pieces. Explain that after Jesus was arrested, He was beaten by the Roman soldiers. Read John 19:1-3

Let each child smell the vinegar. Put 1 tsp. vinegar into mixing bowl.

Explain that when Jesus was thirsty on the cross, He was given vinegar to drink. Read John 19:28-30

CONTINUED...

Add egg whites to vinegar. Eggs represent life. Explain that Jesus gave His life to give us life. Read John 10:10-11

Sprinkle a little salt into each child's hand. Let them taste it and brush the rest into the bowl. Explain that this represents the salty tears shed by Jesus' followers and the bitterness of our own sin. Read Luke 23:27

So far the ingredients are not very appetizing. Add 1 c. sugar. Explain that the sweetest part of the story is that Jesus died because He loves us. He wants us to know and belong to Him. Read Psalms 34:8 and John 3:16

Beat with a mixer on high speed for 12 to 15 minutes until stiff peaks are formed. Explain that the color white represents the purity in God's eyes of those whose sins have been cleansed by Jesus. Read Isaiah 1:18 and John 3:1-3

Fold in broken nuts. Drop by teaspoons onto wax paper covered cookie sheet. Explain that each mound represents the rocky tomb where Jesus' body was laid. Read Matt. 27:57-60

Put the cookie sheet in the oven, close the door and turn the oven OFF. Give each child a piece of tape and seal the oven door. Explain that Jesus' tomb was sealed. Read Matt. 27:65-66

NOW GO TO BED! Explain that they may feel sad to leave the cookies in the oven overnight. Jesus' followers were in despair when the tomb was sealed. Read John 16:20, 22

On Easter morning, open the oven and give everyone a cookie. Notice the cracked surface and take a bite. The cookies are hollow! On the first Easter, Jesus' followers were amazed to find the tomb open and empty. Read Matt. 28:1-9


## *April Holy Hero*

### *The Story of St. Gemma Galgani* – feast day April 11

Gemma Galgani was born on March 12, 1878 in the town of Lucca, Italy. Gemma's mother taught her children how important it was to please God and how sin turns us away from God. She told Gemma how our Dear Jesus was scourged, crowned with thorns, and nailed to a cross so that our sins could be forgiven by God. Gemma's mother died

when she was 7 years old. How sad and painful this was for her! At age 9, she was schooled by the Sisters of St. Zita. Gemma asked the Sisters to teach her about the Passion of Jesus, just as her mother did. The Passion of Jesus means the terrible sufferings Jesus went through for us on His way to the cross. She would think about Holy Mary standing at the cross with her Son, as He was dying. How she wished she could comfort them! Gemma's love for Jesus on the cross was like a fire in her heart. It was so powerful that she prayed to suffer with Him. Her prayers were answered.....

Gemma found the cross of suffering in many places. Her brother and father died, leaving her and the other children poor orphans. After going to live with her Aunt Caroline, Gemma became very sick with a terrible spinal disease that caused her to go deaf, lose her hair, and become paralyzed. Her faith was so strong that after praying a novena (a special 9 day prayer) she was instantly cured! Jesus then gave Gemma a very special grace; she received the stigmata. This means she bore the wounds



of Christ. From Thursday evening to Friday at 3pm (the hour of Christ's death), her hands and feet would painfully bleed.

Gemma had always longed to join the Passionist nuns, but because of poor health, was never able. In 1902, she became dangerously ill. She drew strength when she received Holy Communion and began to feel the joy of Heaven. On Good Friday, 1903, at the age of 25, she spread out her arms on her sickbed as if she too, were on the cross. Gemma suffered patiently until Holy Saturday, when she died with a smile on her lips. She suffered throughout her life with her Lord, now she would share in His glory forever!